

**ASCE North Jersey Branch Structures Technical Group
Welcomes You to an Evening Seminar on January 22, 2009**

DESIGN AND CONSTRUCTION OF PARKING GARAGES



Parking garages are unique structures in that the design must consider loads that are traditionally used in building design as well as the vehicular loads used in bridge design. Al Klag, Principal of Carl Walker Inc. – a firm that specializes in the planning and design of parking garage facilities, will present an overview of parking garages and discuss various factors such as structural ramp configurations, parking access and revenue collection, ADA compliance, material type including precast elements, design codes and standard industry practices that must be considered in the design and construction of this specialized structural facility. Please join us in this very interesting presentation emphasizing both building and bridge engineering principles.

SPEAKER: Alfred J. Klag, Jr. PE, Principal, Carl Walker, Inc

DATE: Thursday, January 22, 2009

TIME: Registration at 5:30 PM and dinner at 6:30 with presentation to follow.

LOCATION: New Jersey Institute of Technology – Campus Center (next to Fenster Hall)

COST: \$ 55 ASCE Members, \$ 65 Non-Members,
\$ 50 Government Employees, and \$25 Full-Time Students with ID

Add \$5 per ticket if
registering after 1/15/09

REGISTER: RSVP by 01/15/09. Call or email Satish Patel at (732) 452 – 9200; satish.patel@jacobs.com or register online at <http://branches.asce.org/northjersey/calendar/index.html>.

PDH: 1.0 PDH pending approval.

DIRECTIONS: Directions could be found online at www.njit.edu or by calling the main number at (973) 596-3000. Reserved parking is available at the NJIT Parking Garage on Summit Street
Mass Transit: From Newark Penn Station, take the Newark City Subway to the Warren Street stop for the NJIT Campus.

Travel Directions to New Jersey Institute of Technology

BY CAR

Garden State Parkway (GSP): Take exit 145 to Route 280 East, then follow Route 280 East directions.

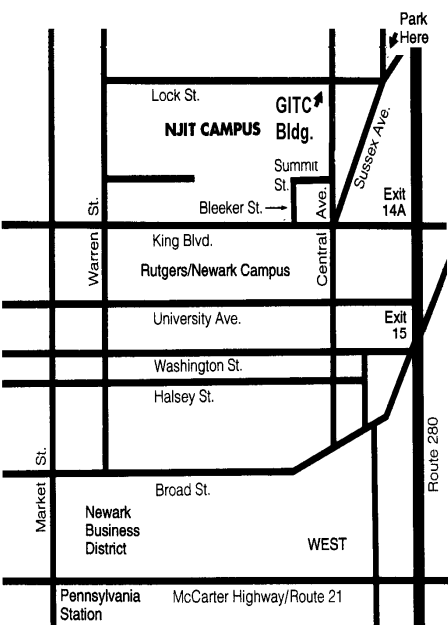
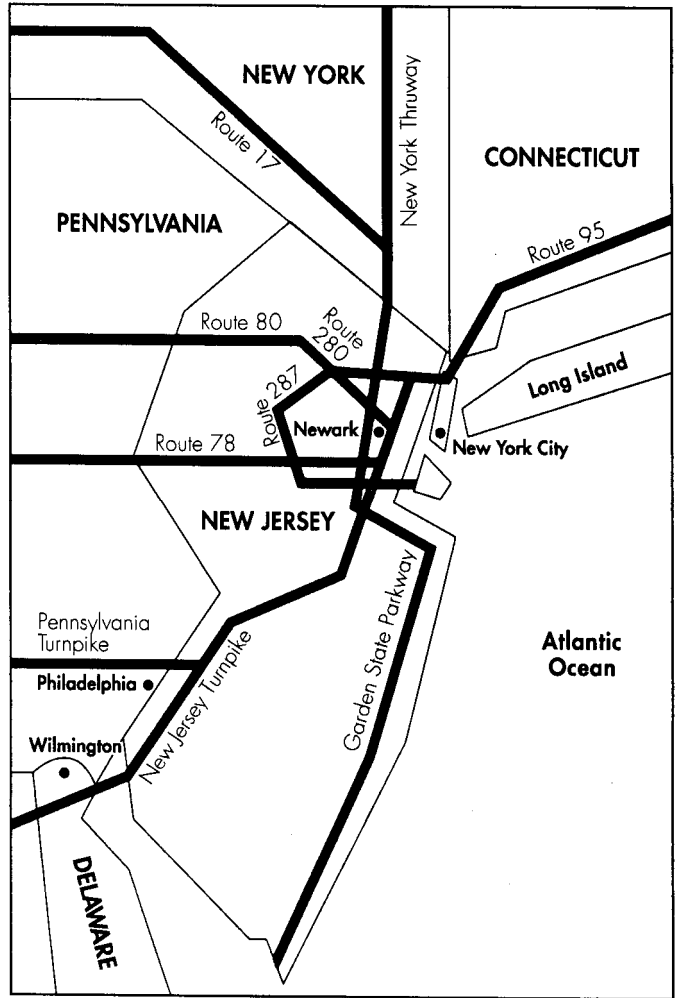
New Jersey Turnpike: Take exit 15W to Route 280 West, then follow Route 280 West directions.

Route 280 West After drawbridge take Exit 14B (Broad Street/King Blvd.). At bottom of exit ramp, make a left. Go one block to stop sign. Make a left on King Blvd. Go five lights to Warren Street. Make a right on Warren Street. Go two blocks to Colden Street. Make a left on Colden Street. Follow signs to NJIT parking deck.

Route 280 East Take Exit 13 (First Street/Newark). At light, make a right on First Street. Go two lights to W. Market Street. Make the soft left on W. Market Street. Go four lights to King Blvd. Make a left on King Blvd. Go one light to Warren Street. Make a left on Warren Street. Go two blocks to Colder Street. Make a left on Colder Street. Follow signs to NJIT parking deck.

Route 1 & 9 North & South: Take exit marked Newark, Route 21 (McCarter Highway). Cross bridge. At light at end of bridge, make quick left then quick right for Broad Street. (There are clear signs for Broad Street) Go about 1 mile. Make a left on Court Street. Make a right at third light on King Blvd. Make a left at fifth light on Warren Street. Go two blocks to Colden Street. Make a left on Colden Street. Follow signs to NJIT parking deck.

Route 78 Take Route 78 to the Garden State Parkway. Follow GSP directions.



Route 22 Take Route 22 to Route 21 North. Follow directions for Route 21 North.

Route 21 North: Cross bridge. At light at end of bridge, make quick left then quick right for Broad Street. (There are clear signs for Broad Street. Go about 1 mile. Make a left on Court Street. Make a right at third light on King Blvd. Make a left at fifth light on Warren Street. Go two blocks to Colden Street. Make a left on Colden Street. Follow signs to the NJIT parking deck.

Route 21 South: Make a right on Raymond Blvd. At the sixth light, make a right on Warren Street Make the first right on Colder Street. Follow signs to NJIT park George Washington Bridge: NJ Turnpike South to Exit 15W. Follow Route 280 West directions above.

New York Thruway: Thruway to Exit 14A, Garden State Parkway. Follow Parkway Directions above.

George Washington Bridge: NJ Turnpike South to Exit 15W. Follow Route 280 West Directions above.

Lincoln Tunnel: West on Route 3 to NJ Turnpike South to Exit 15W. Follow Route 280 West directions

VISITOR PARKING

Visitor Parking at NJIT is available in the NJIT parking deck, located near the corner of Warren and Summit streets with access from Colden Street. Visitor parking may be reserved in advance through your host. Other parking is available on campus during weekend activities and special events.

OTHER TRANSPORTATION SYSTEMS

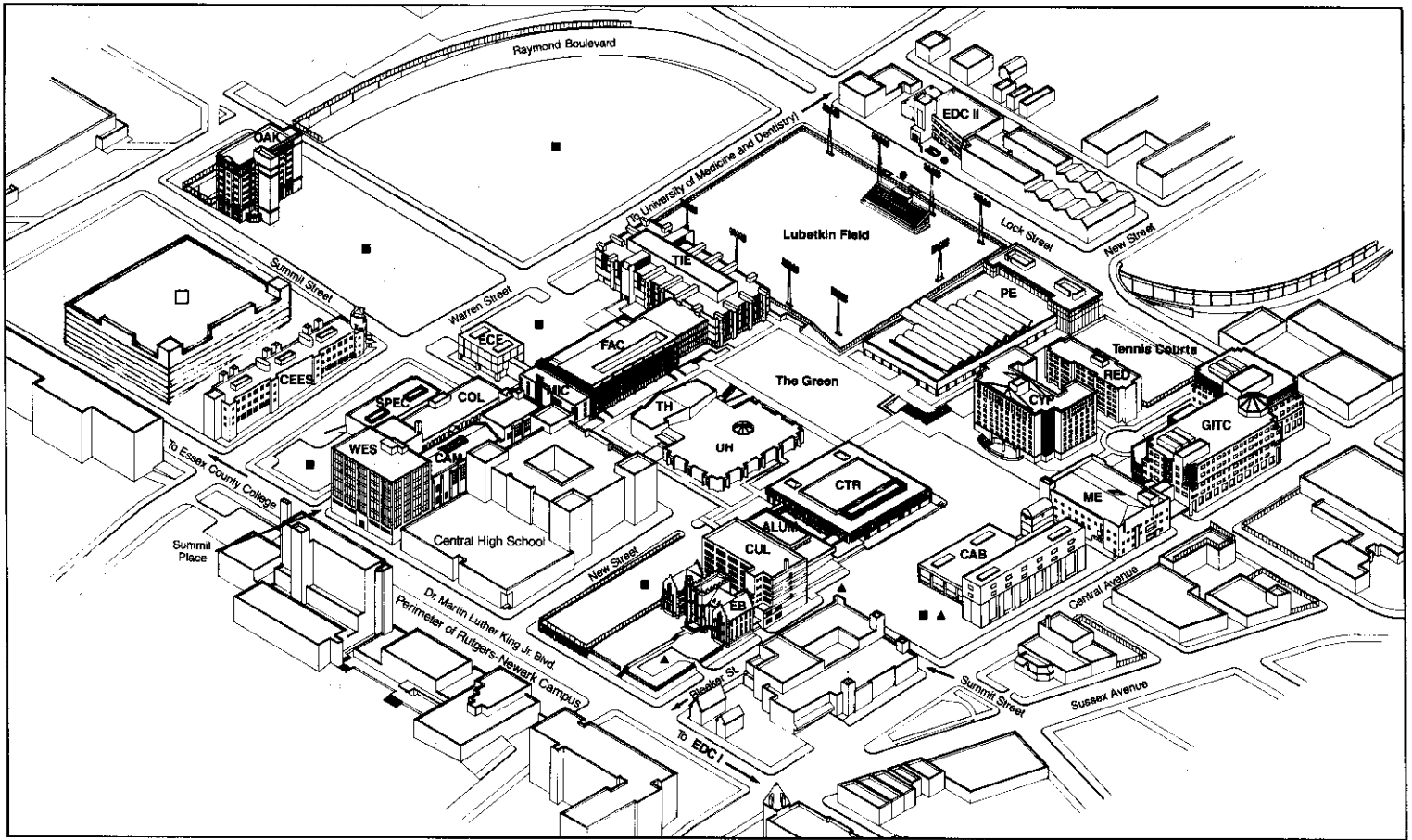
Newark International Airport: Five miles from NJIT campus. A minibus (Newark Airlink) or taxi service connects the airport with Penn Station in Newark. Bus, city subway and taxi connections may be obtained at the station.

Newark Penn Station Connections to the NJIT campus may be made by bus, city subway, or taxi.

Morris & Essex Broad Street Station: A five-block walk to the NJIT campus via King Blvd. to Central Avenue. Taxi service is also available.

Newark City Subway. From Penn Station in Newark, take the Warren Street stop for the NJIT Campus.

NJIT CAMPUS MAP



KEY TO MAP

Central Avenue Building (Library)	CAB
Campbell Hall	CAM
Otto H. York Center for Environmental Engineering & Science	CEES
Colton Hall	COL
Hazell Center	CTR
Cullimore Hall	CUL
Cypress Hall	CYP
Eberhardt Hall	EB
Electrical and Computer Engineering Extension	ECE
Enterprise Development Center I	EDC I
Enterprise Development Center II	EDC II
Faculty Memorial Hall	FAC
William S. Guttenberg Information Technologies Center	GITC
Mechanical Engineering Center	ME
Microelectronics Center	MIC
Oak Hall	OAK
Physical Education Building	PE
Redwood Hall	RED
Specht Building	SPEC
Tierman Hall	TIE
Theatre	TH
University Hall	UH
Weston Hall	WES
Wilson Alumni Center	ALUM
Parking	■	
Parking Deck	□	
Guest Parking	▲	
Newark Subway (Warren St. Station)	●	

MAIN OFFICES

Admissions: Undergraduate and Graduate	CAB
Alumni Affairs	ALUM
Bursar	CUL
Campus Center	CTR
Career Services Division	WES
Center for Manufacturing Systems (CMS)	GITC
College of Science & Liberal Arts, Dean	CUL
Continuing Professional Education	WES
Cooperative Education & Internships	WES
Economic Development	EB
Educational Opportunity Program	CUL
Financial Aid	CUL
Freshman Studies, Dean	EB
Graduate Studies	EB
Hazardous Substance Management Research Center (HSMRC)	CEES
Honors Program	CUL
Human Resources	CUL
International Students & Faculty	EB
Newark College of Engineering, Dean	GITC
Physical Education & Athletics	PE
Public Safety	□
Registrar	CTR
Research	CUL
Residence Life	CYP
School of Architecture, Dean	WES
School of Industrial Management, Dean	CAB
Sponsored Programs	EB
Student Employment	WES
Student Services, Dean	EB
University Administration	EB
University Advancement	EB
Van Houten Library	CAB



Parking Key

Student Parking Areas:	EDC & CHEN Parking Areas:
Lot 10	Lot 10
Lot 15	Lot 18
Lot 18	Parking Deck
Parking Deck	
Faculty & Staff Parking Areas:	Reserved Faculty & Staff Parking Areas:
Lot 1	East Bldg. Parking Level 1
Lot 3	
Lot 5	
Lot 7	
Lot 10	
Lots 12 thru 12C	
Lot 16A	
Lot 18	
East Bldg. Parking Level 2	
Parking Deck	
	Pre-Arranged Visitor Parking Areas:
	Lot 7
	Lot 18
	Parking Deck

(Valid NJIT parking permits required in all lots)

